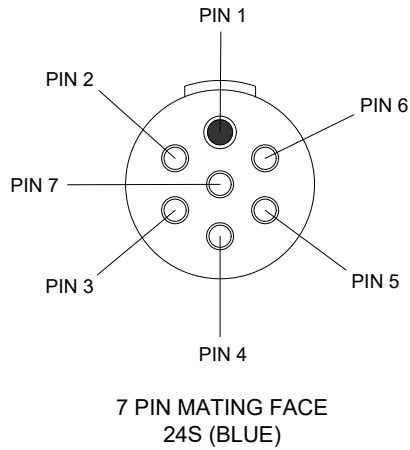
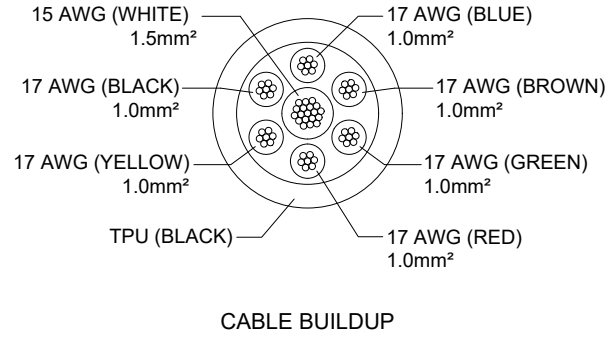


Revision Notes.				
R1 - DRAWING UPDATED, PIN LAYOUT CORRECTED & CABLE LABEL ADDED AS PER CR-A993				
APA: A. LOWE (17/03/23)	Drawn: A. FOSTER	Checked: K. HAMILTON	Approved: JN BATOUR	Date: 06/04/23
R2 - ISO REFERENCE IN NOTE 1 REVISED, SECTION ADDED & FRAME REVISED AS PER CR-A1111				
APA: A. LOWE 31/07/25	Drawn: A. FOSTER	Checked: A. KING	Approved: JN. BATOUR	Date: 05/08/25

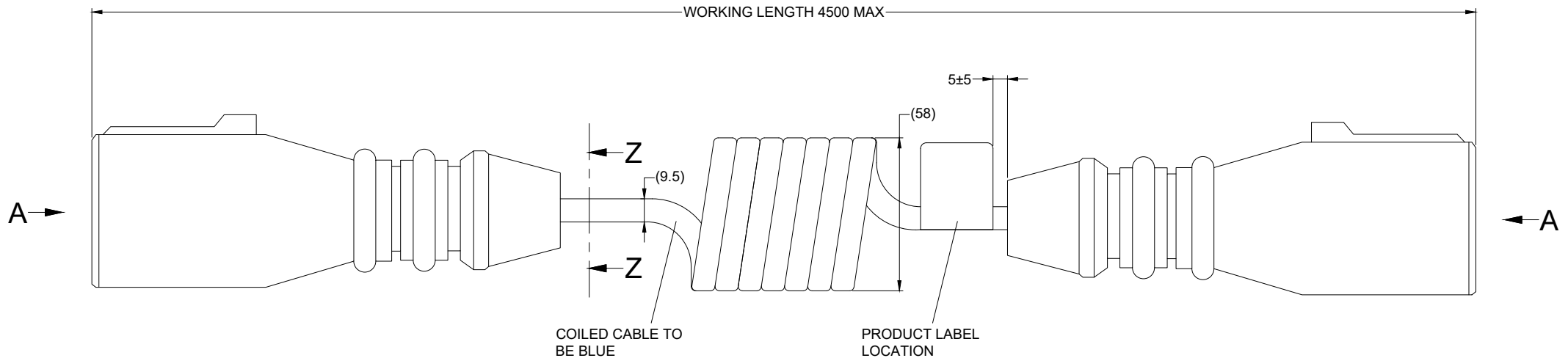
VIEW A



SECTION Z-Z



PIN #	WIRE COLOUR	DESCRIPTION
1	WHITE	12/24V UDS ECU
2	BLACK	GROUND UDS ECU
3	YELLOW	BUZZER POWER
4	RED	BUZZER GROUND
5	GREEN	BUZZER SIGNAL
6	BROWN	NOT ALLOCATED
7	BLUE	NOT ALLOCATED



- NOTES:**
- CONNECTOR PRODUCED TO ISO3731.
 - FOR LABEL AND PACKAGING DETAILS REFER TO MASTER BOM.
 - ANY CUSTOMER MODIFICATION OF THIS PRODUCT CAUSING SUBSEQUENT FAILURE IS NOT A LIABILITY OF BRIGADE ELECTRONICS GROUP PLC.

PROPRIETARY NOTICE
 THIS DESIGN AND TECHNICAL INFORMATION APPEARING ON THIS DRAWING IS THE PROPERTY OF BRIGADE ELECTRONICS, AND IS DISCLOSED IN CONFIDENCE. IT IS NOT TO BE COPIED, REPRODUCED, REVEALED TO OR EXPROPRIATED BY OTHERS, EITHER IN WHOLE OR IN PART WITHOUT THE EXPRESS WRITTEN CONSENT OF BRIGADE ELECTRONICS.

Sheet 1 of 1	Assembly Pl Approval S. PEARCE (03/10/12)	Approved by S. MATTHEWS	Checked by B. CHILDS	Drawn by M. POTTER
Customer Approval N/A	Angle of Projection 	Units mm	Scale N/A	Released 05/10/12
Part No 4218		Assembly Ref -		
Status RELEASED		SC-UDS-05		
Part No 4218		BE-002090-02-12		

Brigade
brigade-electronics.com

Third Angle